

Order Information



FL-BOND II Complete Set



FL-BOND II Primer (5ml)



FL-BOND II Bonding Agent (5ml)



FL-BOND II Etchant (6ml)

FL-BOND II

The 2nd Generation Gioner Fluoride-Releasing Bonding System



Related Products



BEAUTIFIL II Refills



BEAUTIFIL Flow – F02, F10 & UO / LO



BEAUTIFIL Flow Plus – F03



M.L. Primer (Metal Link Primer)



CRB 1 (Cera Resin Bond)



SHOFU DENTAL INDIA PRIVATE LIMITED

D-3/3,OKHLA INDUSTRIAL AREA,PHASE-II ,NEW DELHI, 110020 INDIA
TEL:(91) 11494 41400 FAX:(91) 11494 41401 E-mail: info@shofudental.co.in



FL-BOND II the 2nd generation Giomer 2-step, self etching, fluoride releasing adhesive system features a unique Primer and Bonding Agent to provide an excellent bond to both enamel and dentin with a secure marginal seal.

The **FL-BOND II PRIMER** contains a new effective adhesion promoting monomer and is acetone free with no incorporation of HEMA to minimize odour and post operative sensitivity.

The **FL-BOND II BONDING AGENT** contains the S-PRG filler (Surface Pre-Reacted Glass-ionomer), which helps to reinforce the bonding interface between the restorative material and tooth structure.



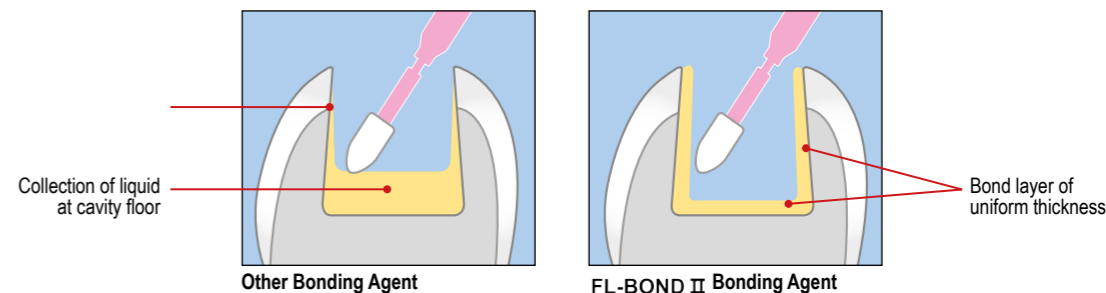
Created for

1. Restoration of deep cavities (in conjunction with **BEAUTIFIL II** aesthetic restorative material)
2. **FL-BOND II** is recommended for bonding any composite to enamel and dentin during restoration of Class I, II, III, IV and V cavities, including cervical erosion.
3. Restoration of hypersensitive and exposed root surface.
4. Intra oral repair of fractured indirect restorations when used with M.L. Primer (Metal-Link Primer) and CeraResin Bond 1 (Porcelain Primer).

Ideal Viscosity & Reliable Adhesion

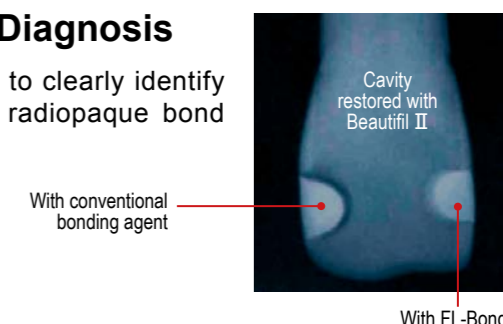
The unique S-PRG filler (Surface Pre-Reacted Glass-ionomer) in the bonding agent has an ideal viscosity to ensure uniform application with optimal polymerization on the marginal area and cavity walls to provide a secure marginal seal.

FL-BOND II unlike other single bottle bonding systems can be applied in a wide range of bond thickness 20~80µm while maintaining a stable bond strength.



Radiopacity for Accurate Diagnosis

This unique feature of **FL-BOND II** bonding agent helps to clearly identify translucent areas in the radiograph seen between the radiopaque bond layer and the tooth.



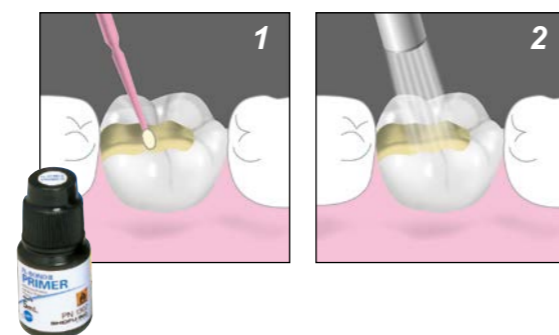
Excellent Handling and Short Application Time...

The self-etching primer prepares the enamel and dentin surfaces by modifying the smear layer while eliminating the need for separate etching with Phosphoric acid.

All it takes is, **2 simple steps** and in just **35 seconds** the cavity is ready for immediate placement of restorative materials.

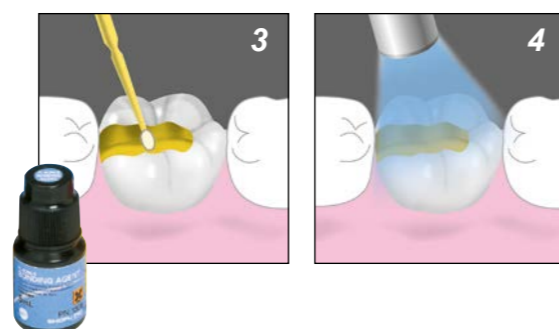
Step 1 – Enamel & Dentin priming

- 5 sec Dispense the Primer and apply thoroughly on the enamel and dentin surface
- 10 sec Leave undisturbed for 10 seconds
- 5 sec Dry with oil-free air for 5 seconds (Do not rinse with Water)



Step 2 – Resin Bonding

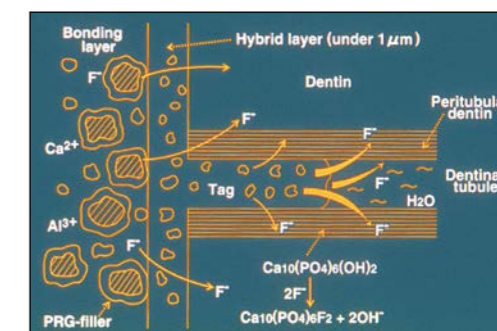
- 5 sec Dispense the Bonding Agent and apply an even layer on the entire cavity
- 10 sec Light-cure for 10 seconds for Halogen light and 5 seconds for LED light



Anti-Bacterial Effect for Added Protection

FL-BOND II Bonding Agent contains 40% of specially developed fluoride releasing filler particles using the S-PRG Technology to add an extra level of protection against the inevitable microbial invasion via microleakage.

It is reported that **FL-BOND II** forms an acid resistant layer in and beneath the complex of resin-reinforced dentin (hybrid layer) due to the continuous release of cariostatic fluoride that stimulates the remineralization of areas prone to secondary caries.



Durable and Stable Bond Strength

The incorporation of an enhanced adhesive monomer and new photo initiator gives **FL-BOND II** exceptionally balanced bonding to both enamel and dentin. The HEMA-free primer prevents the deterioration of the bonding interface due to hydrolysis that ensures long-term durability of the bond.

